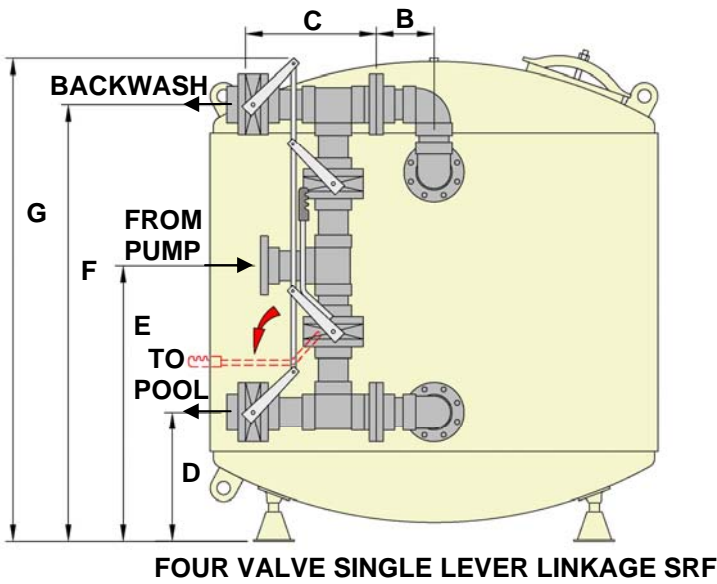


# Model SRF/DRF Single Cell Sand Filters

## Face Piping Configurations

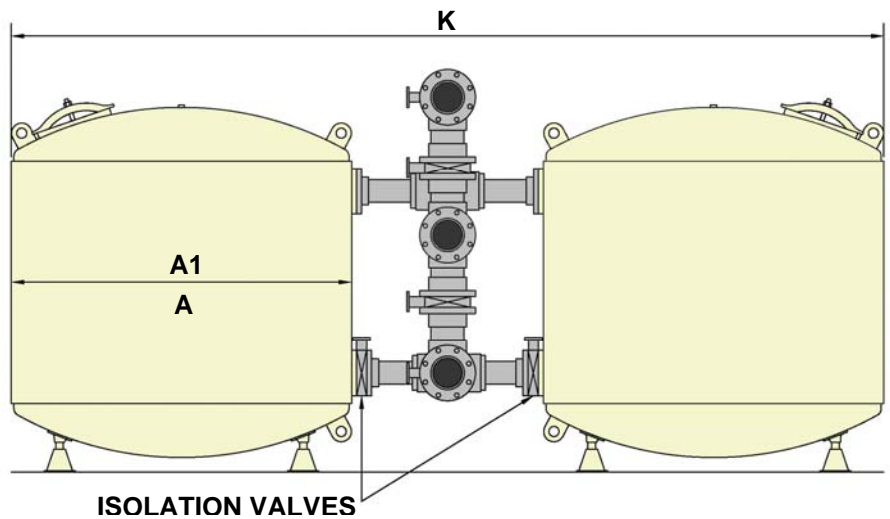


### Model SRF

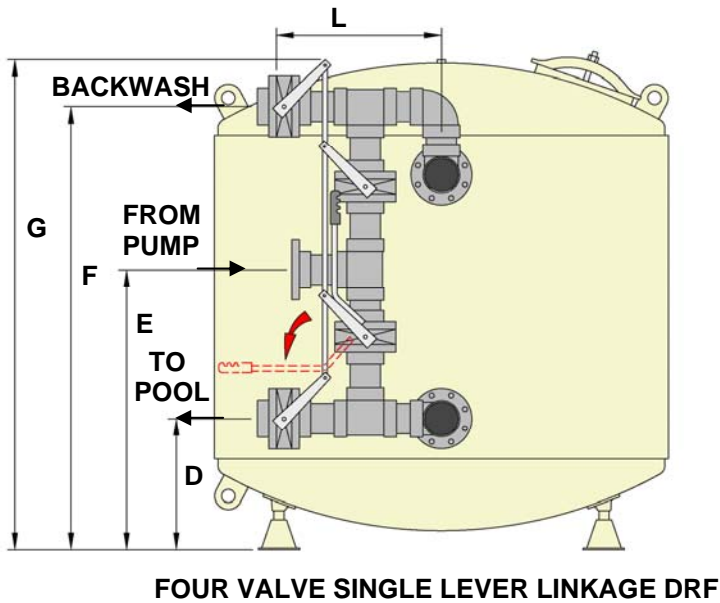
Tank Lining Options:  
 Standard Epoxy  
 Flexsol 3000™

Tank Options:  
 Carbon Steel  
 Stainless Steel  
 Fiberglass  
 A.S.M.E.

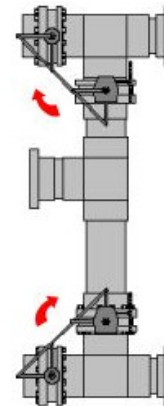
**Note:** All dimensions are based on steel construction, 50 psi operating pressure and 75 psi hydrostatic test. Consult Neptune-Benson for dimensional verification on custom fabricated vessels. All tanks include air relief and drain connections.



### Model DRF



3-way Face Piping configurations also available for SRF & DRF. See SHFFG filters and consult factory for dimensions.



# Model SRF/DRF Single Cell Sand Filters

## Physical Capacity & Dimensional Information

### Model SRF

Filter Model Number	Tank Conn	Filter Area (SF)	Flow Capacity (GPM)	Filter Rate (GPM/SF)	All dimensions are in inches										Tank Shipping Weight (LBS)	Operating Weight (LBS)
					A*	A1*	B	C	D	E	F	G	H*	J*		
36 SRF-3	3	7.07	36-141	5-20	36	36 3/8	9	23 1/8	16 1/4	51 1/4	73 3/8	79 1/4	3/16	3/16	520	4173
42 SRF-4	4	9.62	48-192	5-20	42	42 3/8	10	25	16 1/8	51 7/8	74	79 7/8	3/16	3/16	600	5738
48 SRF-3	3	12.6	63-189	5-15	48	48 3/8	9	23 1/8	16 7/8	53 3/8	75 1/2	82 3/8	3/16	3/16	700	7421
48 SRF-4	4	12.6	190-252	16-20	48	48 3/8	10	25	17 7/8	51 1/2	76 1/2	83 1/4	3/16	3/16	730	7421
54 SRF-4	4	15.9	80-318	5-20	54	54 3/8	10	25	18 5/8	53 1/2	78 1/2	85 1/4	1/4	3/16	940	9496
60 SRF-4	4	19.6	98-294	5-15	60	60 3/8	10	25	18 5/8	54 1/8	79 1/8	85 7/8	1/4	3/16	1080	11725
60 SRF-6	6	19.6	295-392	16-20	60	60 3/8	15	28 1/8	18 5/8	54 1/8	79 1/8	85 7/8	1/4	3/16	1120	11725
66 SRF-4	4	23.8	119-357	5-15	66	66 1/2	10	25	19 3/8	55 5/8	80 5/8	87 3/8	1/4	1/4	1400	14922
66 SRF-6	6	23.8	358-476	16-20	66	66 1/2	15	28 1/8	20 3/8	57 1/2	85 5/8	93 3/8	1/4	1/4	1440	14922
72 SRF-6	6	28.3	142-566	5-20	72	72 1/2	15	28 1/8	21 1/4	58 1/8	87 1/4	95	1/4	1/4	1620	17857
78 SRF-6	6	33.2	166-664	5-20	78	78 1/2	15	28 1/8	22 1/8	60 7/8	89	96 3/4	5/16	1/4	1980	21182
84 SRF-6	6	38.5	193-770	5-20	84	84 1/2	15	28 1/8	23	62 1/2	90 5/8	98 3/8	5/16	1/4	2200	24705
90 SRF-6	6	44.2	221-663	5-15	90	90 1/2	15	28 1/8	23 3/4	64 1/8	92 1/4	100	5/16	1/4	2430	28423
90 SRF-8	8	44.2	664-884	16-20	90	90 1/2	19	36 1/2	24 3/4	64 1/8	96 1/4	106	5/16	1/4	2480	28423
96 SRF-6	6	50.3	252-755	5-15	96	96 1/2	15	28 1/8	24 5/8	65 3/4	93 7/8	101 5/8	5/16	1/4	2690	32435
96 SRF-8	8	50.3	756-1006	16-20	96	96 1/2	19	36 1/2	25 5/8	61 7/8	98 1/2	108 1/4	5/16	1/4	2740	32435
102 SRF-6	6	56.8	284-851	5-15	102	102 5/8	15	28 1/8	25 1/2	67 5/8	95 3/4	103 1/2	3/8	5/16	3520	38020
102 SRF-8	8	56.8	852-1136	16-20	102	102 5/8	19	36 1/2	26 1/2	63 1/4	99 3/4	109 1/2	3/8	5/16	3570	38020
108 SRF-6	6	63.6	318-954	5-15	108	108 5/8	15	28 1/8	26 1/4	66 1/8	97 1/4	105	3/8	5/16	3850	42949
108 SRF-8	8	63.6	955-1272	16-20	108	108 5/8	19	36 1/2	27 1/4	61 3/4	101 1/4	111	3/8	5/16	3910	42949
114 SRF-8	8	70.9	355-1418	5-20	114	114 5/8	19	36 1/2	27 1/8	70 3/4	102 3/4	112 5/8	3/8	5/16	4280	48041
120 SRF-8	8	78.5	393-1570	5-20	120	120 5/8"	19	36 1/2	28 7/8	73 3/8	105 3/8	115 1/8	3/8	5/16	4650	53836

H\* = Head Thickness; J\* = Shell Thickness

A\* = Inside Diameter

A1\* = Outside Diameter

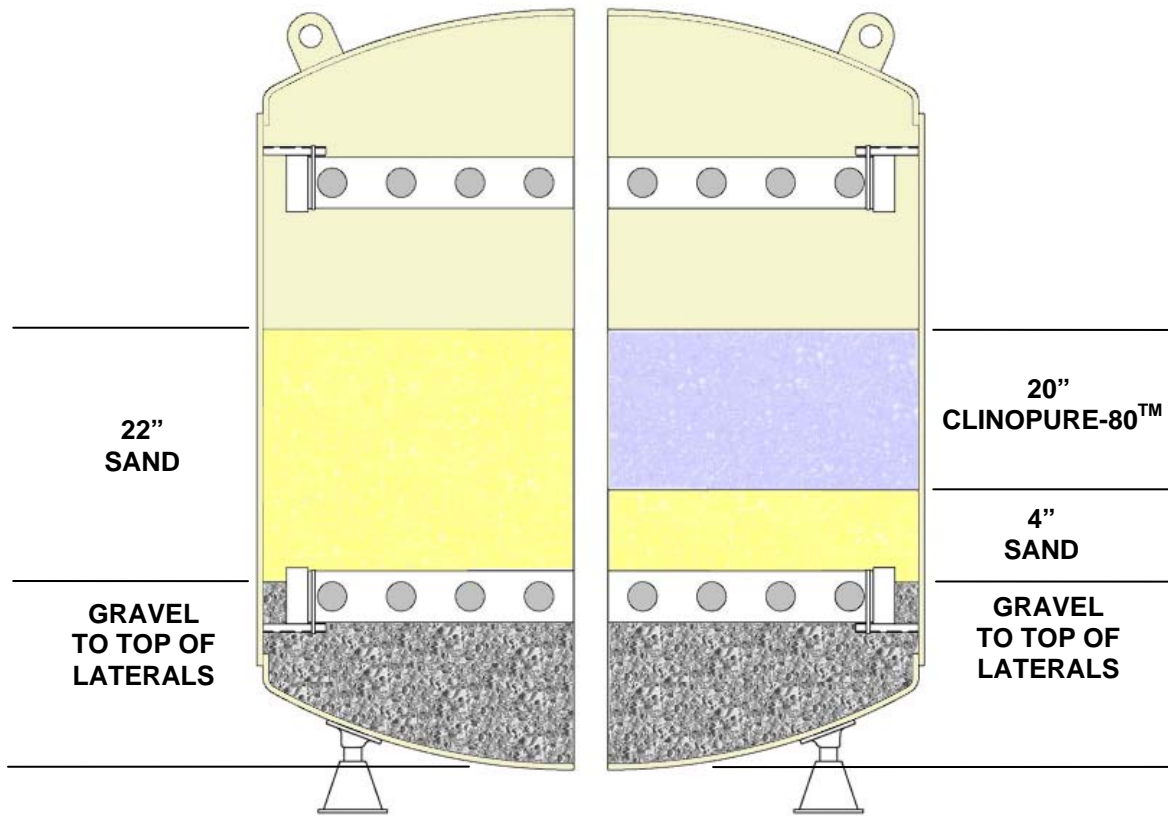
### Model DRF

Filter Model Number	Face Piping Size	Filter Area (SF)	Flow Capacity (GPM)	Filter Rate (GPM/SF)	All dimensions are in inches		Tank Shipping Weight (LBS)	Operating Weight (LBS)
					K	L		
36 DRF-3	3x3	14.1	71-212	5-15	88 1/2	32 1/8	1040	8346
36 DRF-4	4x3	14.1	213-282	16-20	90 1/2	33 1/8	1040	8346
42 DRF-4	4x3	19.2	96-288	5-15	102 1/2	33 1/8	1200	11476
42 DRF-6	6x3	19.2	289-384	16-20	112 1/2	40	1200	11476
48 DRF-4	4x3	25.1	125-377	5-15	114 1/2	33 1/8	1400	14842
48 DRF-6	6x4	25.2	378-502	16-20	124 1/2	40	1400	14842
54 DRF-6	6x4	31.8	159-636	5-20	136 1/2	40	1880	18992
60 DRF-6	6x4	39.3	196-590	5-15	148 1/2	40	2160	23450
60 DRF-6	6x6	39.3	591-786	16-20	148 1/2	40	2160	23450
66 DRF-6	6x4	47.5	237-713	5-15	160 5/8	40	2800	29844
66 DRF-8	8x6	47.5	714-950	16-20	168 5/8	55 1/2	2800	29844
72 DRF-6	6x6	56.5	282-848	5-15	180 5/8	40	3240	35714
72 DRF-8	8x6	56.5	849-1130	16-20	180 5/8	55 1/2	3240	35714
78 DRF-8	8x6	66.4	332-1328	5-20	192 5/8	55 1/2	3960	42364
84 DRF-8	8x6	77.0	385-1155	5-15	204 5/8	55 1/2	4400	49410
84 DRF-10	10x6	77.0	1156-1540	16-20	210 5/8	39 15/16	4400	49410
90 DRF-8	8x6	88.4	442-1326	5-15	216 5/8	55 1/2	4860	56846
90 DRF-10	10x6	88.4	1327-1768	16-20	222 5/8	39 15/16	4860	56846
96 DRF-8	8x6	100.5	502-1508	5-15	228 5/8	55 1/2	5380	64870
96 DRF-10	10x8	100.5	1509-2010	16-20	234 5/8	39 15/16	5480	64870
102 DRF-8	8x6	113.6	568-1704	5-15	240 3/4	55 1/2	7040	76040
102 DRF-10	10x8	113.6	1705-2272	16-20	246 3/4	39 15/16	7140	76040
108 DRF-10	10x8	127.2	636-1908	5-15	258 3/4	39 15/16	7820	85898
108 DRF-12	12x8	127.2	1909-2544	16-20	262 3/4	47 11/16	7820	85898
114 DRF-10	10x8	141.8	709-2128	5-15	270 3/4	39 15/16	8560	96082
114 DRF-12	12x8	141.8	2129-2836	16-20	274 3/4	47 11/16	8560	96082
120 DRF-10	10x8	157.0	785-2355	5-15	282 3/4	39 15/16	9300	107672
120 DRF-12	12x8	157.0	2356-3140	16-20	286 3/4	47 11/16	9300	107672

Note: Tabulated data represents standard non-ASME construction.  
Consult Neptune-Benson for verification on ASME certified and custom fabricated vessels.

PG-1-2  
Rev. 5/6/08





**STANDARD MEDIA CHART**

**CLINOPURE-80™ HYBRID MIX**

**All dimensions are in inches**

Filter Model Number	Tank Conn	Gravel (CF)	Filter Sand (CF)
36SRF-3	3	6	13
42 SRF-4	4	8	18
48 SRF-3	3	12	23
48 SRF-4	4	16	23
54 SRF-4	4	20	29
60 SRF-4	4	20	36
60 SRF-6	6	22	36
66 SRF-4	4	26	44
66 SRF-6	6	27	44
72 SRF-6	6	34	52
78 SRF-6	6	41	61
84 SRF-6	6	49	71
90 SRF-6	6	57	81
90 SRF-8	8	61	81
96 SRF-6	6	66	92
96 SRF-8	8	70	92
102 SRF-6	6	77	104
102 SRF-8	8	82	104
108 SRF-6	6	89	117
108 SRF-8	8	95	117
114 SRF-6	6	101	130
114 SRF-8	8	107	130
120 SRF-6	6	116	144
120 SRF-8	8	123	144

**All dimensions are in inches**

Filter Model Number	Tank Conn	Gravel (CF)	Filter Sand (CF)	ClinoPure-80 (CF)
36SRF-3	3	6	2	12
42 SRF-4	4	8	3	16
48 SRF-3	3	11	4	21
48 SRF-4	4	12	4	21
54 SRF-4	4	17	5	27
60 SRF-4	4	21	7	33
60 SRF-6	6	22	7	33
66 SRF-4	4	26	8	40
66 SRF-6	6	27	8	40
72 SRF-6	6	37	9	47
78 SRF-6	6	45	11	55
84 SRF-6	6	54	13	64
90 SRF-6	6	61	15	74
90 SRF-8	8	57	15	74
96 SRF-6	6	66	17	84
96 SRF-8	8	70	17	84
102 SRF-6	6	77	19	95
102 SRF-8	8	82	19	95
108 SRF-6	6	89	21	106
108 SRF-8	8	95	21	106
114 SRF-6	6	101	24	118
114 SRF-8	8	107	24	118
120 SRF-6	8	116	26	131
120 SRF-8	8	123	26	131

