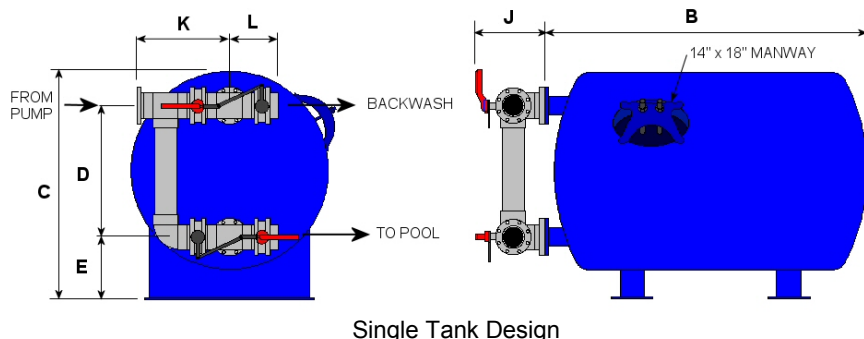
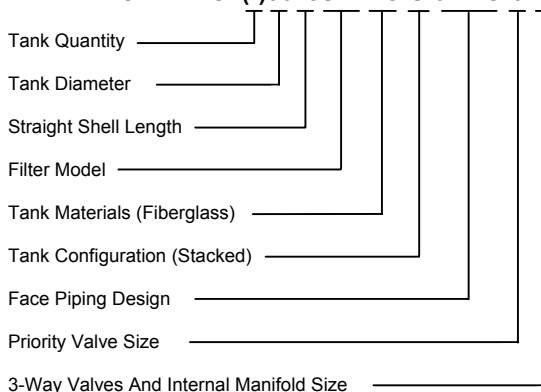


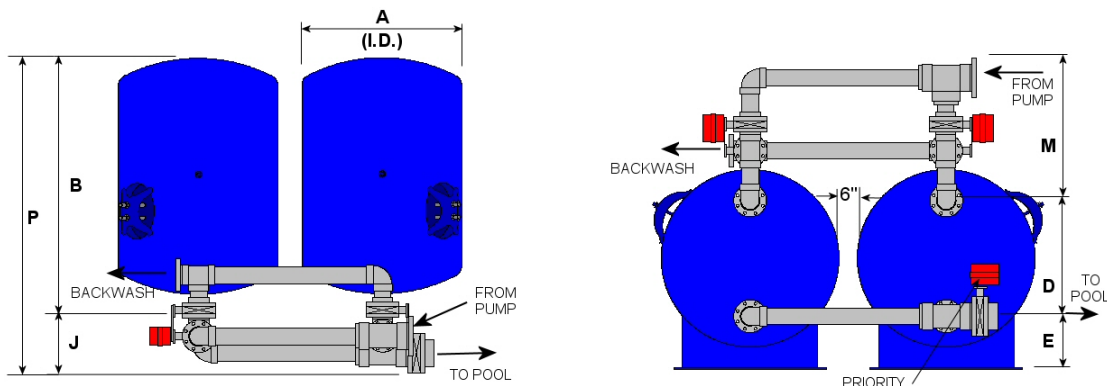
Model SHFFG Horizontal Fiberglass Sand Filters

3-Way Face Piping Configurations

FILTER MODEL NO. (*)3648SHFFG-S-3WLO-6x4



Single Tank Design

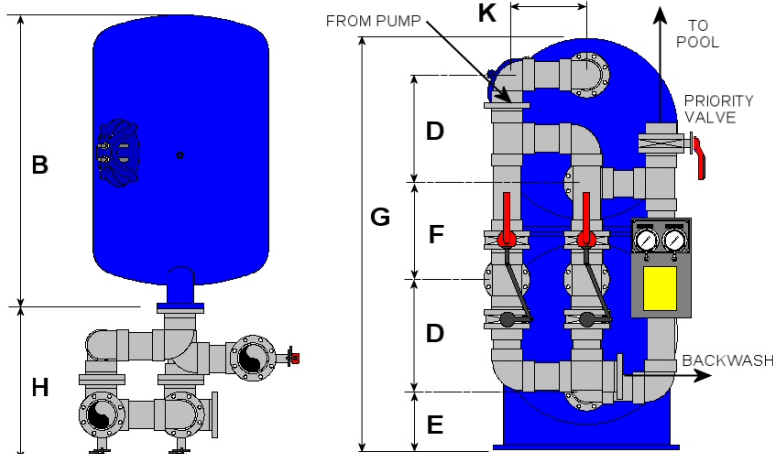


Dual Tank Side by Side (SxS) Design

Face Piping Dimensions (inches)										
Dimensions	Face Piping Size (inches)									
	Single Tank				Dual Tank					
	3	4	6	8	4x3	6x4	6x6	8x6	10x6	10x8
H	-	-	-	-	26	31	41	41	41	54
J	16	18	21	25	14	18	19	22	28	28
K	19	22	28	37	21	26	30	33	39	42
L	11	12	15	19	23	28	30	36	48	50
M	-	-	-	-	33	38	45	48	54	60

Note: All dimensions are based on fiberglass construction, 50 psi operating pressure and 75 psi hydrostatic test. Consult Neptune-Benson for dimensional verification on custom fabricated vessels. All tanks include air relief and drain connections. All dimensions are in inches.

Also Available in:
Carbon Steel
Stainless Steel
A.S.M.E.



Dual Tank Stacked (S) Design

Model SHFFG Horizontal Fiberglass Sand Filters

Physical Capacity & Dimensional Information

Filter Model Number	Tank Conn. Size	Filter Area (SQ FT)	Flow Capacity (GPM)	Filter Rate (GPM/ SQ FT)	Tank Shipping Weight (LBS)	Operating Weight (LBS)	A	B	C	D	E	F	G	P
(*3448SHFFG	3	12.6	63-206	5-15	356	3239	34	64	41	20	13 3/4	21	83	80
(*3448SHFFG	4	12.6	207-252	17-20	356	3239	34	64	41	20	13 3/4	21	83	82
(*3454SHFFG	3	14.0	70-206	5-14	383	3642	34	70	41	20	13 3/4	21	83	86
(*3454SHFFG	4	14.0	207-280	15-20	383	3642	34	70	41	20	13 3/4	21	83	88
(*3460SHFFG	4	15.4	77-308	5-20	410	4044	34	76	41	20	13 3/4	21	83	94
(*3466SHFFG	4	16.8	84-336	5-20	465	4446	34	82	41	20	13 3/4	21	83	100
(*3472SHFFG	4	18.2	91-358	5-20	479	5043	34	88	41	20	13 3/4	21	83	106
(*3478SHFFG	4	19.6	98-358	5-18	492	5446	34	94	41	20	13 3/4	21	83	112
(*3648SHFFG	3	14.3	72-215	5-15	375	3650	36	67 3/4	43	20	14 3/4	23	87	83 3/4
(*3648SHFFG	4	14.3	216-286	16-20	375	3650	36	67 3/4	43	20	14 3/4	23	87	85 3/4
(*3660SHFFG	4	17.3	87-346	5-20	425	4260	36	79 3/4	43	20	14 3/4	23	87	97 3/4
(*3672SHFFG	4	20.3	102-358	5-17	490	5070	36	91 3/4	43	20	14 3/4	23	87	109 3/4
(*3672SHFFG	6	20.3	358-406	18-20	490	5070	36	91 3/4	43	20	14 3/4	23	87	112 3/4
(*3684SHFFG	4	23.3	117-358	5-15	535	5870	36	103 3/4	43	20	14 3/4	23	87	121 3/4
(*3684SHFFG	6	23.3	359-466	16-20	535	5870	36	103 3/4	43	20	14 3/4	23	87	124 3/4
(*3696SHFFG	6	26.3	132-526	5-20	580	6680	36	115 3/4	43	20	14 3/4	23	87	136 3/4
(*36108SHFFG	6	29.3	147-586	5-20	615	7490	36	127 3/4	43	20	14 3/4	23	87	148 3/4
(*36120SHFFG	6	32.3	162-646	5-20	655	8290	36	139 3/4	43	20	14 3/4	23	87	160 3/4
(*4248SHFFG	4	17.1	86-342	5-20	435	4870	42	69 3/4	49	26	14 3/4	23	99	87 3/4
(*4260SHFFG	4	20.4	102-358	5-17	515	5680	42	81 3/4	49	26	14 3/4	23	99	99 3/4
(*4260SHFFG	6	20.4	359-408	18-20	515	5680	42	81 3/4	49	26	14 3/4	23	99	102 3/4
(*4272SHFFG	4	23.9	120-358	5-15	560	6685	42	93 3/4	49	26	14 3/4	23	99	111 3/4
(*4272SHFFG	6	23.9	359-478	16-20	560	6685	42	93 3/4	49	26	14 3/4	23	99	114 3/4
(*4284SHFFG	6	27.4	137-548	5-20	610	7690	42	105 3/4	49	26	14 3/4	23	99	126 3/4
(*4296SHFFG	6	30.9	155-618	5-20	660	8700	42	117 3/4	49	26	14 3/4	23	99	138 3/4
(*42108SHFFG	6	34.6	173-692	5-20	710	9700	42	129 3/4	49	26	14 3/4	23	99	150 3/4
(*42120SHFFG	6	38.1	191-762	5-20	760	10710	42	141 3/4	49	26	14 3/4	23	99	162 3/4
(*42132SHFFG	6	41.6	208-832	5-20	805	11720	42	153 3/4	49	26	14 3/4	23	99	174 3/4
(*42144SHFFG	6	45.1	225-900	5-20	855	12720	42	165 3/4	49	26	14 3/4	23	99	186 3/4
(*4848SHFFG	4	19.7	99-358	5-18	550	6310	48	70 3/4	55	32	14 3/4	23	111	88 3/4
(*4848SHFFG	6	19.7	359-394	19-20	550	6310	48	70 3/4	55	32	14 3/4	23	111	91 3/4
(*4860SHFFG	4	23.7	119-358	5-15	605	7520	48	82 3/4	55	32	14 3/4	23	111	100 3/4
(*4860SHFFG	6	23.7	359-474	16-20	605	7520	48	82 3/4	55	32	14 3/4	23	111	103 3/4
(*4872SHFFG	6	27.7	139-554	5-20	660	8915	48	94 3/4	55	32	14 3/4	23	111	115 3/4
(*4884SHFFG	6	31.7	159-634	5-20	715	10120	48	106 3/4	55	32	14 3/4	23	111	127 3/4
(*4896SHFFG	6	35.7	179-714	5-20	770	11320	48	118 3/4	55	32	14 3/4	23	111	139 3/4
(*48108SHFFG	6	39.7	199-794	5-20	825	12530	48	130 3/4	55	32	14 3/4	23	111	151 3/4
(*48120SHFFG	6	43.7	219-874	5-20	880	13730	48	142 3/4	55	32	14 3/4	23	111	163 3/4
(*6048SHFFG	4	30.8	154-340	5-11	841	12460	60	84 3/4	68	40	16 3/4	27	135	102 3/4
(*6048SHFFG	6	30.8	341-616	12-20	841	12460	60	84 3/4	68	40	16 3/4	27	135	105 3/4
(*6060SHFFG	6	35.8	179-716	5-20	918	14473	60	96 3/4	68	40	16 3/4	27	135	117 3/4
(*6072SHFFG	6	40.8	204-816	5-20	1010	16501	60	108 3/4	68	40	16 3/4	27	135	129 3/4
(*6084SHFFG	6	45.8	229-779	5-17	1082	18510	60	120 3/4	68	40	16 3/4	27	135	141 3/4
(*6084SHFFG	8	45.8	780-916	18-20	1082	18510	60	120 3/4	68	40	16 3/4	27	135	145 3/4
(*6096SHFFG	6	50.8	254-762	5-15	1154	20518	60	132 3/4	68	40	16 3/4	27	135	153 3/4
(*6096SHFFG	8	50.8	763-1016	16-20	1154	20518	60	132 3/4	68	40	16 3/4	27	135	157 3/4
(*60108SHFFG	6	55.8	279-813	5-15	1216	22417	60	144 3/4	68	40	16 3/4	27	135	165 3/4
(*60108SHFFG	8	55.8	814-1116	16-20	1216	22417	60	144 3/4	68	40	16 3/4	27	135	169 3/4
(*60120SHFFG	6	60.8	304-790	5-13	1282	24519	60	156 3/4	68	40	16 3/4	27	135	177 3/4
(*60120SHFFG	8	60.8	791-1216	14-20	1282	24519	60	156 3/4	68	40	16 3/4	27	135	181 3/4
(*60132SHFFG	6	65.8	329-790	5-12	1355	26335	60	168 3/4	68	40	16 3/4	27	135	189 3/4
(*60132SHFFG	8	65.8	791-1316	13-20	1355	26335	60	168 3/4	68	40	16 3/4	27	135	193 3/4
(*60144SHFFG	8	70.8	354-1416	5-20	1432	28348	60	180 3/4	68	40	16 3/4	27	135	205 3/4
(*60156SHFFG	8	75.8	379-1516	5-20	1504	30357	60	192 3/4	68	40	16 3/4	27	135	217 3/4
(*60168SHFFG	8	80.8	404-1616	5-20	1571	32167	60	204 3/4	68	40	16 3/4	27	135	229 3/4

*Denotes quantity of tanks.
All dimensions are in inches.
Tank shipping weight includes manifold & internals.



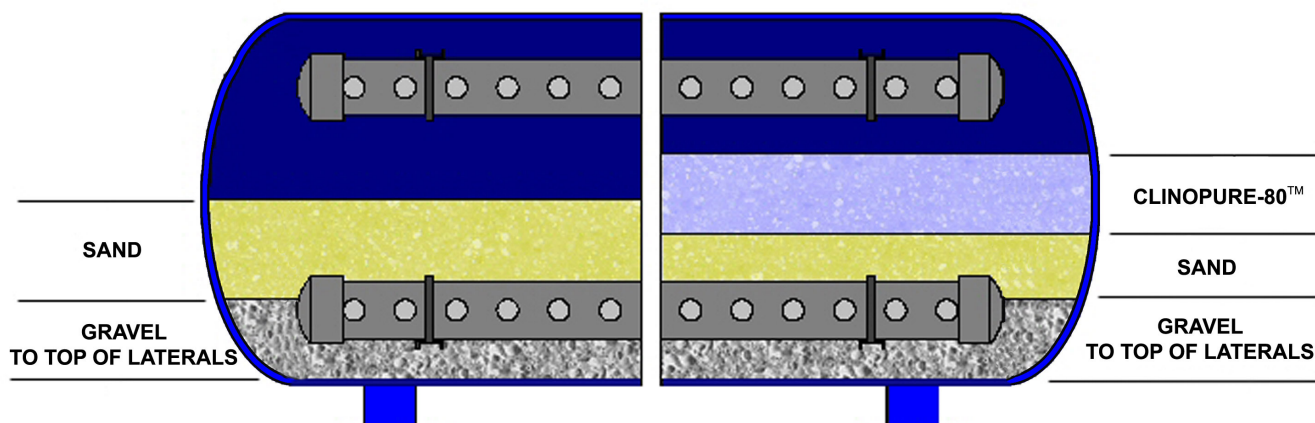
R1 4/26/2006



6 Jefferson Drive, Coventry, RI 02816
(800) 832-8002 (401) 821-2200 Fax: (401) 821-7129
aquatopia@neptunebenson.com www.neptunebenson.com

Model SHFFG Horizontal Fiberglass Sand Filters

Media Requirements



Tank connections not shown for clarity purposes.

STANDARD MEDIA CHART

Filter Model Number	Gravel (CU.FT.)	Filter Sand (CU.FT.)	Sand Depth	Total Bed Depth
(*)3448SHFFG	5	10	10	18
(*)3454SHFFG	5	11	10	18
(*)3460SHFFG	6	12	10	18
(*)3466SHFFG	7	13	10	18
(*)3472SHFFG	7	14	10	18
(*)3478SHFFG	8	15	10	18
(*)3648SHFFG	6	11	9	18
(*)3660SHFFG	7	13	9	18
(*)3672SHFFG	9	15	9	18
(*)3684SHFFG	10	18	9	18
(*)3696SHFFG	11	21	9	18
(*)36108SHFFG	13	23	9	18
(*)36120SHFFG	14	26	9	18
(*)4248SHFFG	6	17	12	21
(*)4260SHFFG	8	19	12	21
(*)4272SHFFG	9	23	12	21
(*)4284SHFFG	11	26	12	21
(*)4296SHFFG	12	30	12	21
(*)42108SHFFG	14	33	12	21
(*)42120SHFFG	15	37	12	21
(*)42132SHFFG	17	40	12	21
(*)42144SHFFG	18	44	12	21
(*)4848SHFFG	7	23	15	24
(*)4860SHFFG	8	28	15	24
(*)4872SHFFG	10	33	15	24
(*)4884SHFFG	12	37	15	24
(*)4896SHFFG	13	42	15	24
(*)48108SHFFG	15	46	15	24
(*)48120SHFFG	17	50	15	24
(*)6048SHFFG	12	48	19	30
(*)6060SHFFG	14	56	19	30
(*)6072SHFFG	16	64	19	30
(*)6084SHFFG	18	72	19	30
(*)6096SHFFG	20	80	19	30
(*)60108SHFFG	22	87	19	30
(*)60120SHFFG	25	95	19	30
(*)60132SHFFG	27	102	19	30
(*)60144SHFFG	29	110	19	30
(*)60156SHFFG	31	118	19	30
(*)60168SHFFG	33	125	19	30

CLINOPURE-80™ HYBRID MEDIA CHART

Filter Model Number	Gravel (CU.FT.)	Filter Sand (CU.FT.)	Clinopure-80 (CU.FT.)	Sand Depth	Clinopure-80 Depth	Total Bed Depth
(*)3448SHFFG	5	3	8	3	10	21
(*)3454SHFFG	5	3	9	3	10	21
(*)3460SHFFG	6	4	10	3	10	21
(*)3466SHFFG	7	4	11	3	10	21
(*)3472SHFFG	7	4	12	3	10	21
(*)3478SHFFG	8	5	13	3	10	21
(*)3648SHFFG	6	2	13	3	10	22
(*)3660SHFFG	7	3	15	3	10	22
(*)3672SHFFG	9	3	18	3	10	22
(*)3684SHFFG	10	4	21	3	10	22
(*)3696SHFFG	11	5	24	3	10	22
(*)36108SHFFG	13	5	27	3	10	22
(*)36120SHFFG	14	6	30	3	10	22
(*)4248SHFFG	6	5	18	3	13	25
(*)4260SHFFG	8	5	21	3	13	25
(*)4272SHFFG	9	6	25	3	13	25
(*)4284SHFFG	11	6	29	3	13	25
(*)4296SHFFG	12	8	32	3	13	25
(*)42108SHFFG	14	8	36	3	13	25
(*)42120SHFFG	15	9	40	3	13	25
(*)42132SHFFG	17	10	43	3	13	25
(*)42144SHFFG	18	11	48	3	13	25
(*)4848SHFFG	7	5	24	3	16	28
(*)4860SHFFG	8	6	29	3	16	28
(*)4872SHFFG	10	7	35	3	16	28
(*)4884SHFFG	12	7	40	3	16	28
(*)4896SHFFG	13	8	46	3	16	28
(*)48108SHFFG	15	9	50	3	16	28
(*)48120SHFFG	17	9	55	3	16	28
(*)6048SHFFG	12	23	42	10	16	36
(*)6060SHFFG	14	26	49	10	16	36
(*)6072SHFFG	16	30	55	10	16	36
(*)6084SHFFG	18	34	62	10	16	36
(*)6096SHFFG	20	37	69	10	16	36
(*)60108SHFFG	22	41	75	10	16	36
(*)60120SHFFG	25	44	82	10	16	36
(*)60132SHFFG	27	48	88	10	16	36
(*)60144SHFFG	29	51	95	10	16	36
(*)60156SHFFG	31	55	101	10	16	36
(*)60168SHFFG	33	58	108	10	16	36

All dimensions are in inches.



Neptune-Benson™
Discover the World of Aquatopia.



6 Jefferson Drive, Coventry, RI 02816
(800) 832-8002 (401) 821-2200 Fax: (401) 821-7129
aquatopia@neptunebenson.com www.neptunebenson.com